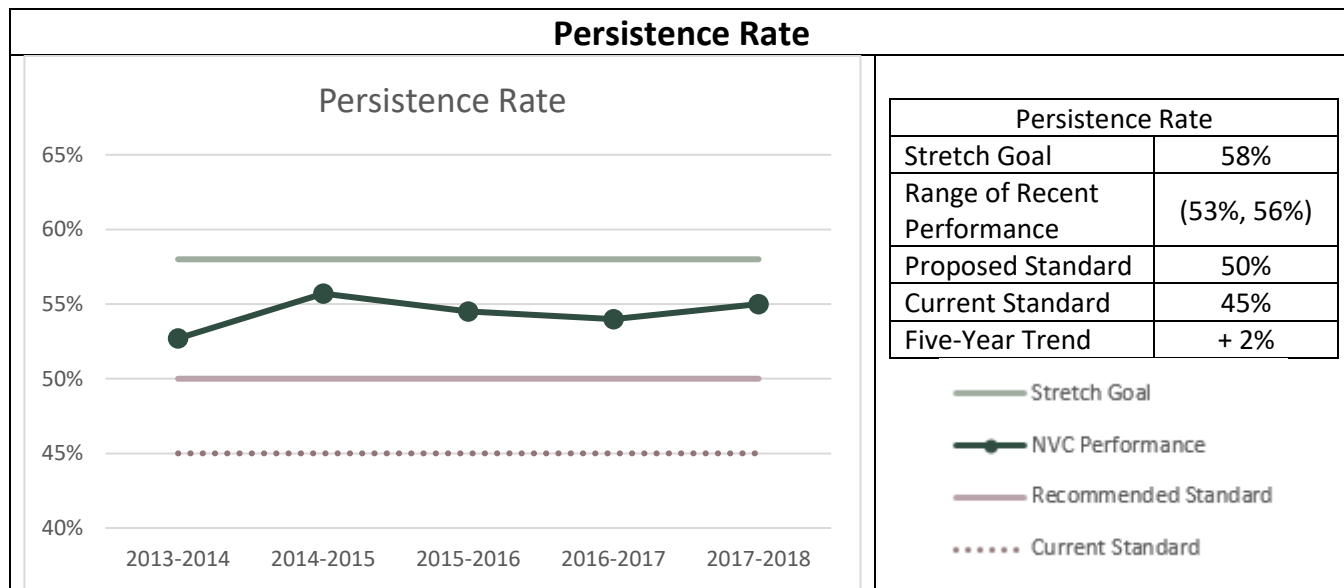
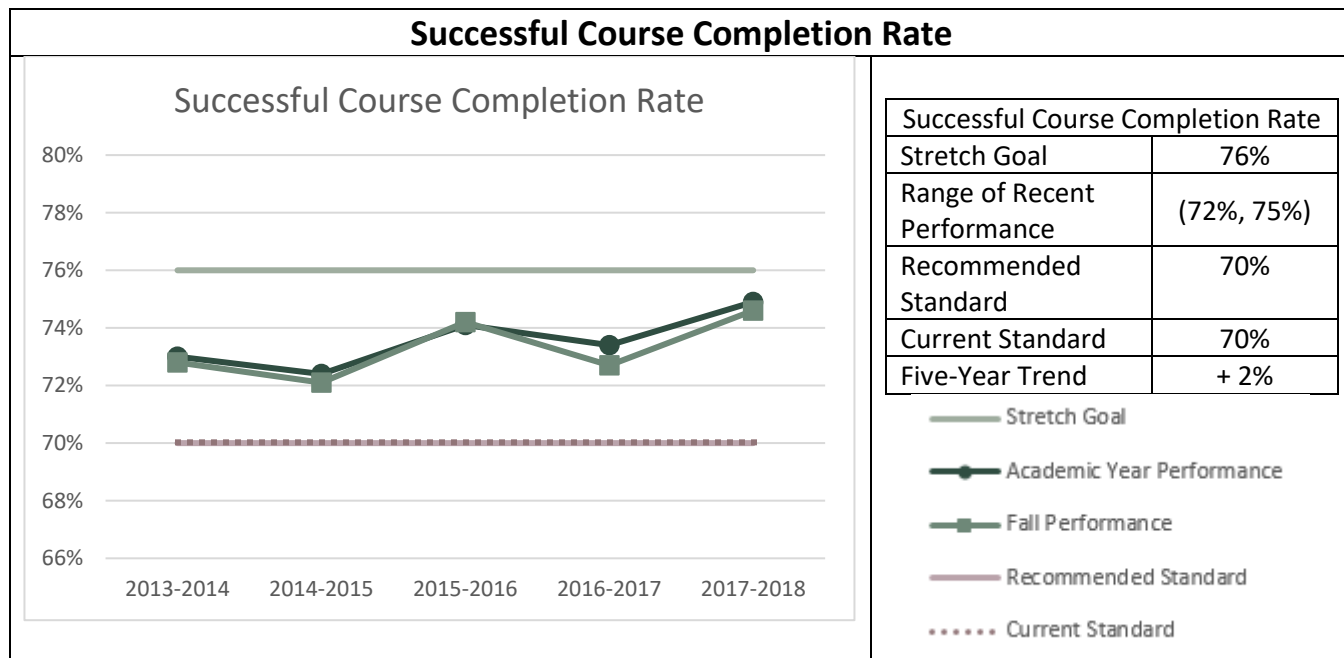
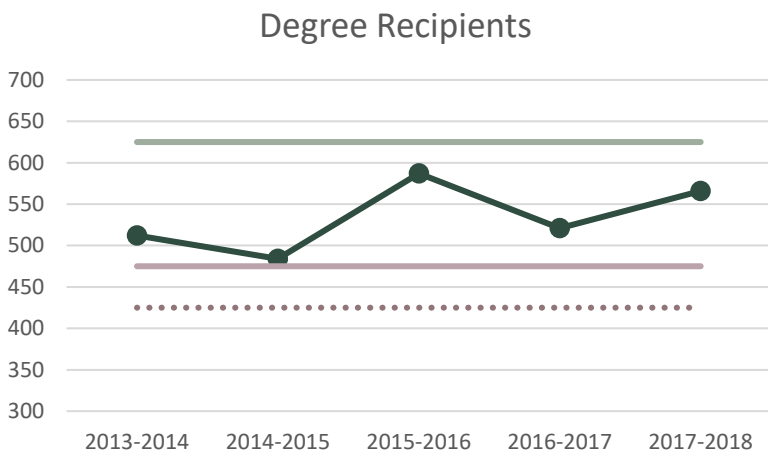


Recommended Institution-Set Standards & Stretch Goals from Student Success Standards Committee

The tables below contain graphic displays and summaries of recent NVC performance on the five institutional measures. Each graphic includes the current standard (established in 2013), the standard recommended by the Student Success Standards Committee (SSSC), and the stretch goal (also recommended by the SSSC).



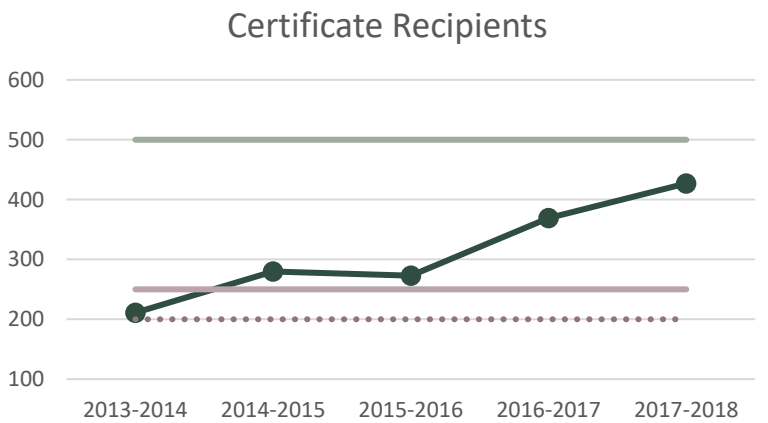
Degree Recipients



Degree Recipients	
Stretch Goal	625
Range of Recent Performance	(484, 587)
Proposed Standard	475
Current Standard	425
Five-Year Trend	+ 54 (+ 10%)

- Stretch Goal
- NVC Performance
- Recommended Standard
- Current Standard

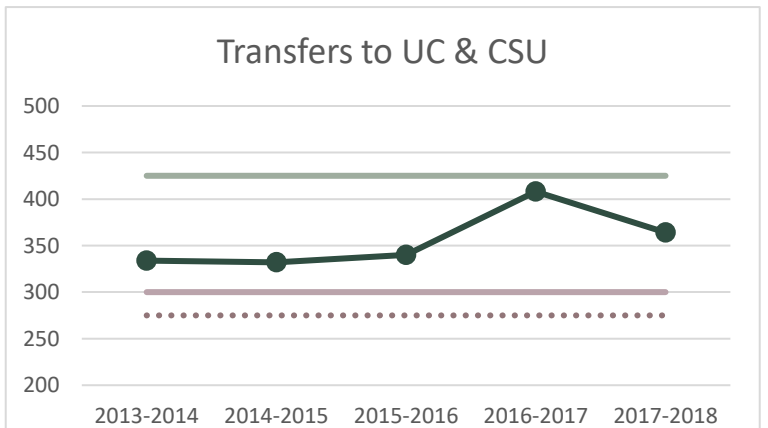
Certificate Recipients



Certificate Recipients	
Stretch Goal	500
Range of Recent Performance	(211, 427)
Proposed Standard	250
Current Standard	200
Five-Year Trend	+ 216 (+ 102%)

- Stretch Goal
- NVC Performance
- Recommended Standard
- Current Standard

Transfers to UC & CSU



Transfers to UC & CSU	
Stretch Goal	425
Range of Recent Performance	(332, 408)
Proposed Standard	300
Current Standard	275
Five-Year Trend	+ 30 (+ 9%)

- Stretch Goal
- NVC Performance
- Recommended Standard
- Current Standard

The guidance that the ACCJC has provided for Accreditation Standard I.B.3 indicates that the process for establishing institution-set standards should include, “a determination in advance of the degree of substandard performance that will trigger specific planning to close the disproportional achievement gap” (Institution and Team Guidance for ACCJC Standard I.B.3, page 1). It is recommended that NVC adopt 95% of the recommended standard as the level of substandard performance.

Measure	Current Standard (est. 2013)	Recommended Standard (2019)	95% of Proposed Standard
Successful Course Completion Rate	70%	70%	66.5%
Persistence Rate	45%	50%	47.5%
Degree Recipients	425	475	451
Certificate Recipients	200	250	238
Transfers to UC & CSU	275	300	285