


Core Indicators Report: 2016-2017 Napa Valley College Performance

Successful Course Completion Rate among Credit Students

NVC's Performance	Institution-Set Standard
73.4%	> 70%

Successful Course Completion Rate, By Course Type	
Basic Skills	64.4%
Career Technical	75.4%
Transfer	74.6%




The successful course completion rate is calculated as the number of passing grades assigned out of the total number of grades assigned. Grades of A, B, C, P, IA, IB, IC, IPP (where "I" indicates Incomplete) are considered passing grades.

Fall-to-Fall Persistence Rate among Credit Students

NVC's Performance	Institution-Set Standard
54%	> 45%

Fall-to-Fall Persistence Rate, By Student Enrollment Status	
First-Time	64.7%
Continuing	53.2%



The fall-to-fall persistence rate is calculated as the number of students that enrolled in fall 2016 out of the number of students that successfully completed at least one course in fall 2015.


Annual Degree and Certificate Recipients

Degrees:

NVC's Performance	Institution-Set Standard
521	> 425

Certificates:

NVC's Performance	Institution-Set Standard
369	> 200




In 2016-2017, NVC conferred 218 Associate Degrees for Transfer.

Among all degree and certificate recipients, 50.2% took at least one basic skills course while attending NVC.

Annual Transfers to University of California and California State University

NVC's Performance	Institution-Set Standard
408	> 275

Transfers, By Institution Type	
University of California	115
California State University	293



2016-2017 figures for NVC transfers to In-State Private and Out-of-State four-year institutions is not yet available.

2015-2016 Figures	
In-State Private	32
Out-of-State	76

Sources: California Community Colleges Chancellor's Office Data Mart; NVC's Management Information Systems (MIS) Enrollment Files; University of California (UC) Information Center – California Community College New Enrollments at UC; California State University – California Community College Transfers Transfers by Institution of Origin

*NVC's institution-set standards were established in 2013.